



DEPILAR SYSTEM™

IMAGINE HAIR FREE LUXURY

HAIR FREE LUXURY

References

¹ In very rare cases a small local urticarial rash can result that will disappear within 48 hours. For clients sensitive to salicylic acid you should spot test before a full Depilar System treatment.

² Seiberg, M, Wisniewski, S, Cauwenbergh, G, Shapiro, SS: Trypsin-induced follicular papilla apoptosis results in delayed hair growth and pigmentation. *Dev Dynam* 208: 553–564, 1997.

³ Williams, MS, Henkart, PA; Apoptotic cell death induced by intracellular proteolysis. *The Journal of Immunology*, Vol 153, Issue 9 4247-4255, 1994.

⁴ Guyonnet, V, Johnson, JK, Long, PL, Role of Chicken Pancreatic Trypsin, Chymotrypsin and Elastase in the Excystation Process of *Eimeria tenella* Oocysts and Sporocysts, University of Georgia Department of Poultry Science, Research Center for Protozoan Molecular Immunology, 1991.

The Depilar System has not been tested on animals.

The Depilar System - Unwanted hair is now a thing of the past!

The Depilar System uses the latest in advanced scientific research to offer an effective and affordable method for the reduction of unwanted body hair for all sexes, races, hair colors, and hair types.

Fuzzy? Furry? Stubby? Words few people want to hear if they want soft, smooth, touchable skin. Using the latest in research and our experience from working with previous generations of enzyme-based hair removal products, our scientists in Denmark have combined the natural enzymes Trypsin and Chymotrypsin in the Depilar System delivering results exceeding expectations. This enhanced enzyme-based formula provides efficacy rates superior to other products of its kind on the market, including other enzyme-based hair removal products and costly laser or IPL treatments. So the skin people want is the skin they can have.


This advanced formula is simple to use, and yields results that are anything but ordinary. As an in-spa or in-salon treatment performed by skincare and beauty therapists, the Depilar System is used directly after a traditional waxing, sugaring, threading or tweezing to target and break down the hair follicles. Hair, finally be gone!



Who can be treated with the Depilar System?

Anyone can be treated with the Depilar System! Men or women of all ages, skin type or color, or hair color or thickness – all can be treated assuming they have no counter-indication to waxing. No other hair removal product **works** and is as effective on all skin and hair types. The Depilar System uses natural enzymes and has been tested for adverse effects on human beings and no adverse effects were found.¹

The Depilar System must be used in conjunction with waxing, sugaring, threading or tweezing where the hair is removed by the root. When waxing, the hair must be at least ¼ inch in length to ensure the hair is removed by the root, and the follicles are left empty. This allows the enzyme-based gels to enter the empty follicles and break down the cells responsible for hair growth. Hair missed or broken when waxing or sugaring should be plucked with tweezers.



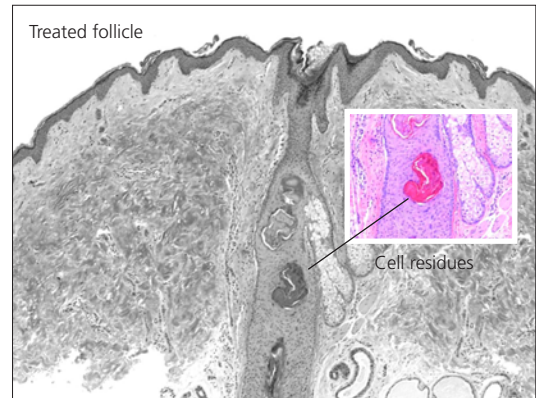
How it works

Synergy truly equals efficacy. Using the proteolytic enzymes Trypsin and Chymotrypsin in a proprietary formula a chemical process is accomplished that breaks down the structure of hair-producing cells.^{2,3} For lasting hair reduction, it is necessary to break down all hair-producing cells, located at the bottom of the follicles and accessible only when hair is in its growth or anagen phase. The combination of the two synergistic proteolytic enzymes Trypsin and Chymotrypsin improve the efficacy of each for better results over comparable products that only use one enzyme.⁴

By waxing before applying the Depilar System, hair follicles are left open and empty. When the Depilar System reaches the hair producing cells at the bottom of the open follicles, the cells are broken down, effectively preventing further hair growth and ridding the body of unwanted hair.



Non-treated follicle (growing hair)

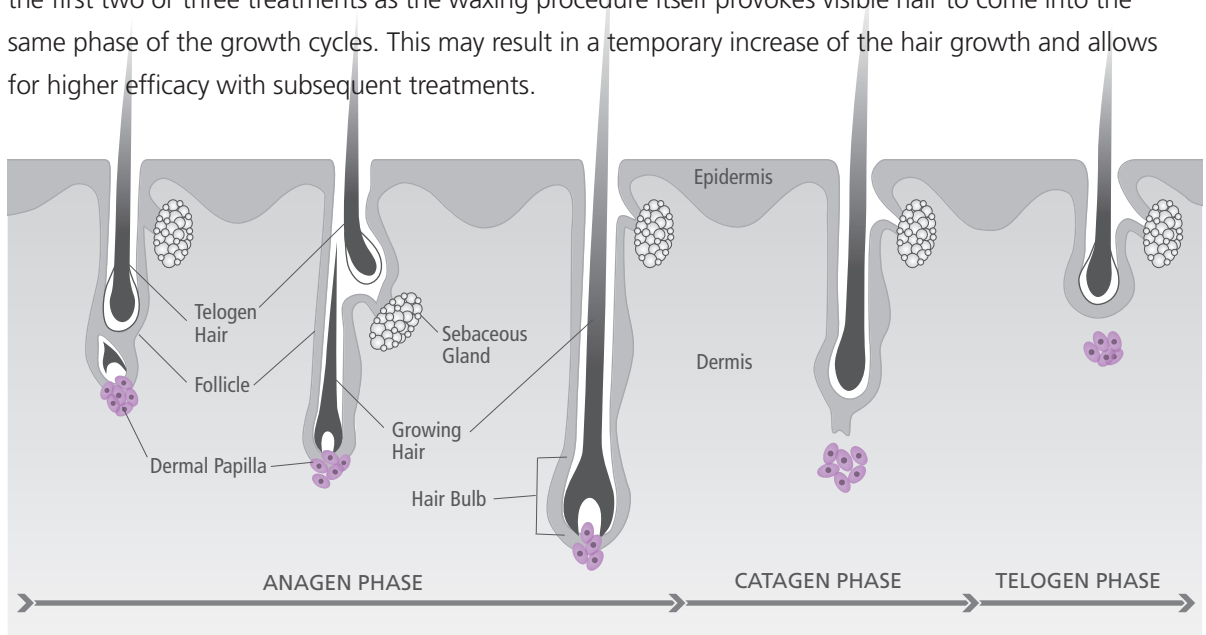


Treated follicle (Hyperkeratosis and cell residues)

Hair Growth Facts

Hair grows in cycles (anagen, catagen, telogen). During the anagen phase the the base of the hair follicle connect with the papilla cells and a new starts growing. This is when the hair is prime for a Depilar System treatment. On average approximately 20% of the body's visible hair is in the anagen phase. When the growing hair is removed during this phase by waxing, sugaring, threading or tweezing the papilla cells are exposed, allowing the Depilar System to reach and break down the cells and thus inhibit hair growth. The catagen phase is when the follicle retract from the papilla cells and the hair ceases to grow. The telogen phase is when the body expels the dead hair. During the last two phases the Depilar System has no effect. It is necessary to carry out treatments throughout the entire growth cycle to achieve a satisfactory result.

Often clients who are unaccustomed to waxing may have a temporary increase in hair growth following the first two or three treatments as the waxing procedure itself provokes visible hair to come into the same phase of the growth cycles. This may result in a temporary increase of the hair growth and allows for higher efficacy with subsequent treatments.



What To Expect

Don't give up, don't give in, never surrender!

All good things take time and the Depilar System will work if the treatment protocol is followed. Successive and regular Depilar System treatments are required over 16 to 24 months (depending on area treated) to completely treat all targeted hair through a complete hair growth cycle. After each successive treatment the re-growth time for remaining hair will be longer and the hairs finer and easier to remove. A noticeable decrease in hair growth will be visible after the fourth or fifth treatment.

Depending on target area, hair growth cycles, and hereditary hair traits, the time line for individual results may vary. Not all hair cells are active at the same time and Depilar System only treats hair that is visible at the time of treatment. Dormant hair follicles have to be treated when they become active and the hair is visible and in the anagen phase.

To properly treat all hair follicles with the Depilar System 2-4 week intervals between treatments are recommended for treatments on the face and 4-6 week intervals for treatments on the body. Note that certain factors can cause new future hair growth – hormonal changes during pregnancy or menopause, as well as use of certain pharmaceutical products such as HRT and genetic predispositions for future hair growth due to the aging process – and may require additional treatments.

Three steps to being hair free!

The two Depilar System gels are applied one after the other to the skin by a professional esthetician or skincare professional in salons or spas following this simple procedure:

1. Perform waxing, sugaring, threading, etc. removing hair by the root
2. Apply Inhibitor gel and massage into the skin for at least 1 minute in a crisscross motion
3. Apply activator gel and massage into the skin for at least 1 minute in a crisscross motion

Prior to waxing and Depilar System treatment: Advise clients not to use any make-up, deodorant and other skin products the day of the Depilar System treatment as this could affect pH of the skin and reduce efficacy of treatment. Ensure client is not using Retinoids as these prescription products tend to weaken the skin and damage of the skin, especially in the facial area, may occur when the wax is removed. A hair has to be long enough to be removed by the root and be no less than ¼ inch long to perform a proper waxing. Perform a dry exfoliation (dry brushing) before the waxing procedure if the skin is dry or flaking.

Waxing procedure in combination with the Depilar System: Use your usual wax or sugar paste (or tweezing for smaller areas) to remove the hair by its root. Do not use any cleansers, oils or other products in connection with the waxing procedure as these can change the natural pH of the skin. If the skin needs to be cleaned before waxing, use a hot steamed towel only and make sure the skin surface is completely dry before applying the Depilar System gels. Talc should not be used as it can block follicles that need to be open allowing the gels to penetrate. For large areas, wax in sections of maximum 7 x 7 inches and apply the Depilar System after each section is completed before continuing waxing.

IMMEDIATELY, within seconds, after the waxing make sure that the waxed area is completely dry and apply the Depilar System while the exposed follicles are open, maximizing penetration of the gels. The urgency is due to the fact that the skin reacts to the waxing procedure and starts swelling and an edema is formed. The swelling will eventually close the empty follicles which is why it is necessary to apply the Depilar System gels as soon as possible allowing them free passage to the bottom of the follicles. The Activator gel contains an anti-inflammatory agent that will reduce the swelling and redness normally associated with waxing.

Go over the area treated and remove any broken hair or hair that was not pulled out by the wax using a pair of tweezers. Though the Depilar System gels have been applied, they will still work on the follicles you are "touching up". Client should not shower or wash area for 60 minutes as this would reduce the efficacy of the treatment. Explain to your client the importance in maintaining a regular treatment schedule and to schedule a new treatment when their hair has sufficient length to be waxed and not to shave or otherwise remove hair between treatments as this could make hair jump a phase in their growth cycle.

Precautions to be taken following a waxing treatment include: Avoiding sunbathing, tanning beds, creams, self-tanners, products containing alcohol, make-up and deodorant for 24 hours after a wax treatment. Should in-grown hairs occur, an exfoliation or "dry brushing" of the specific area is recommended. At the earliest exfoliation should be done four to five days following a wax treatment to prevent in-grown hairs and should be repeated three to four times before the next treatment for improved results.

Average dosage indications per treatment

Treatment area	No. of pumps*/ treatment	
Armpits	3	per armpit
Arms (not incl. armpits)	7	per arm
Back	10	
Bikini	4	
Bikini Complete	6	
Bikini Men	6	
Buttocks	6	
Cheeks	2	per cheek
Chest	4	
Chin	2	
Eyebrows	1	per eyebrow
Forearm	3	
Legs Complete	10	per leg
Lower legs (incl. knee)	5	per leg
Stomach	6	
Upper legs (not incl. knee)	5	per leg
Upper Lip	1	
Upper arm	3	per arm

* Each of the two pumps (Inhibitor and Activator) contains 0.34 Fl. Oz. (10 ml), commensurate to approx. 50 pumps each.

Reasons to use the Depilar System

Benefits to you the professional

- No initial investment in training or equipment
- Works on all skin types, regardless of skin and hair color
- Simple to apply
- A Depilar System treatment takes only a few minutes
- Can be combined with other depilation methods
- Has a soothing effect on the skin post hair removal and prevents ingrown hairs
- Enables the spa/salon to expand treatment portfolio
- Attractive revenue potential
- Price structure offers promotional opportunities
- Provides PR/marketing backup and support

Benefits to your clientele

- Provides lasting removal of unwanted body hair
- Well tolerated – allergy tested, gentle and efficient ¹
- A session only takes a few minutes
- Works on all skin types and all hair colors anywhere on the body
- Price for treatment lower than other lasting methods
- Sunbathing prior to session has no influence or effect
- Product not tested on animals



DEPILAR SYSTEM™



0800 232 900
info@youthbeauty.co.nz
www.youthbeauty.co.nz